


Panasonic

ETHEREA STYLISH AND OUTSTANDING FEATURES

Etherea with Econavi intelligent sensor and nanoe™ airpurifying system and outstanding efficiency A+++



60th Anniversary

heating & cooling solutions

ETHEREA

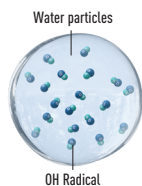
ETHEREA. PERFECT OUTSIDE, PERFECT INSIDE



- R32 gas is more environmentally friendly than R410A
- nanoe™ air purifying system, 99% effective to certain airborne and adhesives mould, viruses, bacteria and pollen allergen
- Econavi sensor: Even higher efficiency and great comfort
- Aerowings to control air draft direction
- Mild Dry Cooling: prevent a rapid decrease in room humidity
- Super Quiet! Only 19dB(A), equivalent to night-time in the countryside
- More powerful airflow to quickly reach the desired temperature
- Wired control (Optional)
- Smartphone control (Optional)

Get the best for your health with Etherea and nanoe™

Using nanoe™ with nano-technology, nano-sized electrostatic atomised water particles purify the air in the room. It works effectively on airborne and adhesive micro-organisms such as certain types of bacteria, viruses and mould thus ensuring a cleaner living environment.



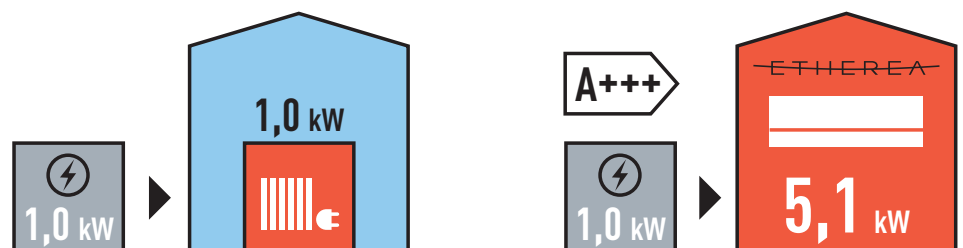
nanoe™ are nano-sized electrostatic atomised water particles that are rich in OH radicals.

nanoe™ is generated from moisture in the air that contains highly reactive components known as hydroxyl (OH) radicals. Its effectiveness on bacteria, viruses and odour compounds inhibition depends on the number of OH radical, which is generated at the rate of 480 billion per second.

Outstanding savings for your home

Discover how to achieve energy savings with the Etherea A+++.

Econavi Sensor technology reduces the waste of energy by adjusting the operation of the air conditioner to suit the requirements of the room. With just one touch of a button, you can save energy efficiently with uninterrupted cooling, comfort and convenience.



* SCOP on heating mode for Etherea KIT-XZ25-TKE, KIT-XZ35-TKE, KIT-Z25-TKE and KIT-Z35-TKE compared with electrical heaters at +7°C.

Etherea with Econavi intelligent sensor and nanoe™ air-purifying system: outstanding efficiency A+++, comfort (Super Quiet technology only 19dB(A)) and healthy air combined with a breakthrough design.

R32 Refrigerant Gas

Be ready for the future, the new generation of Panasonic heating and cooling systems are designed to optimize the operation with R32 refrigerant. The new R32 Refrigerant is more environmentally friendly than R410a widely used in the last years. R32 has also zero impact on the ozone layer and it has 75% less impact on global warming vs R410A.




The Etherea has an astonishingly slim design

A breakthrough design that combines perfectly with the most modern environments. We have selected the best materials and processes for a refined design.




5 Features saving energy all at once with Etherea and Econavi with intelligent eco sensors

Intelligent Sensors detect potential waste of energy using the Human Activity Sensor and Sunlight Sensor. It is able to monitor human location, movements, absence and sunlight intensity. It then automatically adjusts cooling power to save energy efficiently with uninterrupted heating and cooling comfort and convenience. Econavi is available for Etherea indoor units.



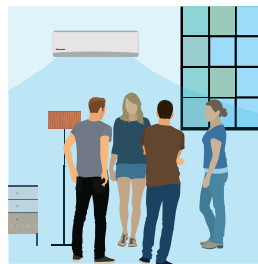
Temperature Wave

Rhythmic temperature-controlled pattern to save energy without sacrificing comfort.



Area Search

Directs airflow to wherever you are in the room. Econavi detects changes in human movements and reduces the waste of cooling the unoccupied area of the room.



Activity Detection

Adapts cooling power to your daily activities. Econavi detects changes in activity levels and reduces the waste of cooling with unnecessary power.



Absence Detection

Reduces cooling power when you are not around. Econavi detects human absence in the room and reduces the waste of cooling an empty room.



Sunlight Detection

Adjusts cooling power to changes in sunlight intensity.

New Panasonic Wifi kit

Control your comfort and the power consumption with your smartphone

With the new accessory CZ-TACG1 control the comfort and the power consumption with your smartphone or tablet via internet. Offering even more functions as if you were at home or office: start/stop, mode operation, set temperature, room temperature, weekly timer, etc as well as the new, advanced functionality provided by Internet Control to achieve better comfort and helping to increase the efficiency. Connect the CZ-TACG1 accessory to the indoor unit and link wireless to your home internet router.



One CZ-TACG1 is required per each indoor unit.



Wall Mounted Etherea Inverter+ Silver / Pure White Matt R32 GAS



Kit Silver			KIT-XZ20-TKE	KIT-XZ25-TKE	KIT-XZ35-TKE	—	KIT-XZ50-TKE	—
Kit Pure White Matt			KIT-Z20-TKE	KIT-Z25-TKE	KIT-Z35-TKE	KIT-Z42-TKE	KIT-Z50-TKE	KIT-Z71-TKE
Cooling capacity	Nominal (Min - Max)	kW	2,05 (0,75 - 2,40)	2,50 (0,85 - 3,20)	3,50 (0,85 - 4,00)	4,20 (0,85 - 5,00)	5,00 (0,98 - 6,00)	7,10 (0,98 - 8,50)
EER ¹⁾	Nominal (Min - Max)	W/W	4,56 (3,13 - 4,32) A	4,81 (3,54 - 4,05) A	4,22 (3,54 - 3,81) A	3,39 (3,27 - 3,18) A	3,55 (3,50 - 3,08) A	3,27 (2,33 - 2,93) A
SEER ²⁾		W/W	7,50 A+++	8,50 A+++	8,50 A+++	6,90 A++	7,90 A++	6,50 A++
Pdesign (cooling)		kW	2,1	2,5	3,5	4,2	5,0	7,1
Input power cooling	Nominal (Min - Max)	kW	0,45 (0,24 - 0,56)	0,52 (0,24 - 0,79)	0,83 (0,24 - 1,05)	1,24 (0,26 - 1,57)	1,41 (0,28 - 1,95)	2,17 (0,42 - 2,90)
Annual energy consumption ³⁾		kWh/a	98	103	144	213	222	382
Heating capacity	Nominal (Min - Max)	kW	2,80 (0,70 - 4,00)	3,40 (0,80 - 5,00)	4,00 (0,80 - 5,80)	5,30 (0,80 - 6,80)	5,80 (0,98 - 8,00)	8,60 (0,98 - 10,20)
Heating capacity at -7°C		kW	2,38	2,95	3,40	4,11	4,80	6,31
COP ¹⁾	Nominal (Min - Max)	W/W	4,52 (3,89 - 4,04) A	4,79 (4,44 - 3,97) A	4,44 (4,44 - 3,87) A	3,68 (4,21 - 3,51) A	4,03 (2,88 - 3,16) A	3,66 (2,45 - 3,46) A
SCOP ²⁾		W/W	4,70 A+++	5,10 A+++	5,10 A+++	4,00 A++	4,70 A+++	4,20 A++
Pdesign at -10°C		kW	2,1	2,7	3,2	3,6	4,2	5,5
Input power heating	Nominal (Min - Max)	kW	0,62 (0,18 - 0,99)	0,71 (0,18 - 1,26)	0,90 (0,18 - 1,50)	1,44 (0,19 - 1,94)	1,44 (0,34 - 2,53)	2,35 (0,40 - 2,95)
Annual energy consumption ³⁾		kWh/a	626	741	878	1260	1251	1833
Indoor unit Silver			CS-XZ20TKEW	CS-XZ25TKEW	CS-XZ35TKEW	—	CS-XZ50TKEW	—
Indoor unit Pure White Matt			CS-Z20TKEW	CS-Z25TKEW	CS-Z35TKEW	CS-Z42TKEW	CS-Z50TKEW	CS-Z71TKEW
Power source		V	230	230	230	230	230	230
Recommended fuse		A	16	16	16	16	16	20
Connection indoor / outdoor		mm ²	4 x 1,5	4 x 1,5	4 x 1,5	4 x 1,5	4 x 2,5	4 x 2,5
Air volume	Cool / Heat	m ³ /min	9,9/10,8	10,0/11,5	10,7/12,4	11,2/12,3	19,2/21,3	19,8/21,5
Moisture removal volume		L/h	1,3	1,5	2,0	2,4	2,8	4,1
Sound pressure ⁴⁾	Cool (Hi / Lo / Q-Lo)	dB(A)	37/24/19	39/25/19	42/28/19	43/31/25	44/37/30	47/38/30
	Heat (Hi / Lo / Q-Lo)	dB(A)	38/25/19	41/27/19	43/33/19	43/35/29	44/37/30	47/38/30
Dimension / Net weight	H x W x D	mm / kg	295 x 919 x 194 / 9	295 x 919 x 194 / 10	295 x 919 x 194 / 10	295 x 919 x 194 / 10	302 x 1120 x 236 / 12	302 x 1120 x 236 / 13
Outdoor unit			CU-Z20TKE	CU-Z25TKE	CU-Z35TKE	CU-Z42TKE	CU-Z50TKE	CU-Z71TKE
Air volume	Cool / Heat	m ³ /min	26,9/26,9	28,7/28,7	34,4/35,6	33,3/33,7	39,7/38,6	44,7/45,8
Sound pressure ⁴⁾	Cool / Heat (Hi)	dB(A)	45/46	46/47	48/50	49/51	47/47	52/54
Dimension ⁵⁾ / Net weight	H x W x D	mm / kg	542 x 780 x 289 / 30	542 x 780 x 289 / 31	619 x 824 x 299 / 34	619 x 824 x 299 / 32	695 x 875 x 320 / 42	695 x 875 x 320 / 49
Piping connections	Liquid pipe	Inch (mm)	1/4 (6,35)	1/4 (6,35)	1/4 (6,35)	1/4 (6,35)	1/4 (6,35)	1/4 (6,35)
	Gas pipe	Inch (mm)	3/8 (9,52)	3/8 (9,52)	3/8 (9,52)	1/2 (12,70)	1/2 (12,70)	5/8 (15,88)
Pipe length range		m	3 - 15	3 - 15	3 - 15	3 - 15	3 - 20	3 - 30
Elevation difference (in/out) ⁶⁾		m	15	15	15	15	15	20
Pipe length for additional gas		m	7,5	7,5	7,5	7,5	7,5	10
Additional gas amount		g/m	10	10	10	10	15	25
Refrigerant (R32)		kg/TCO ₂ Eq.	0,76/0,513	0,85/0,574	0,91/0,614	0,87/0,587	1,11/0,749	1,37/0,925
Operating range	Cool Min ~ Max	°C	-10 ~ +43	-10 ~ +43	-10 ~ +43	-10 ~ +43	-10 ~ +43	-10 ~ +43
	Heat Min ~ Max	°C	-15 ~ +24	-15 ~ +24	-15 ~ +24	-15 ~ +24	-15 ~ +24	-15 ~ +24

Accessories

CZ-TACG1	NEW Panasonic Wifi kit for internet control
CZ-CAPRA1	RAC interface adapter for integration into P Link

Accessories

CZ-RD514C	Wired remote controller for wall mounted
------------------	--

1) EER and COP calculation is based in accordance to EN14511. 2) Energy Label Scale from A+++ to D. 3) The annual energy consumption is calculated in accordance to EU/626/2011. 4) The sound pressure of the units shows the value measured of a position 1m in front of the main body and 0,8m below the unit. The sound pressure is measured in accordance with Eurovent 6/C/006-97 specification. Q-Lo: Quiet mode. Lo: The lowest fan speed. 5) Add 70mm for piping port. 6) When installing the outdoor unit at a higher position than the indoor unit.



Our heat pumps containing the refrigerant R32 show a drastic reduction in the value of Global Warming Potential (GWP).

Intelligent Human Activity Sensor and Sunlight Sensor technologies can detect and reduce waste of energy. With just one touch of a button, you can save energy.

Seasonal efficiency in cooling will bring you saving all year while heating. Energy efficiency rank from A+++ to D.

Seasonal efficiency in heating will bring you saving all year while heating. Energy efficiency rank from A+++ to D.

Inverter Plus System classification highlight the Panasonic highest performing systems

Panasonic R2 Rotary Compressor. Designed to withstand extreme conditions, it delivers high performance and efficiency.

nanoe™ utilises nano-technology fine particles to purify the air in the room. It works effectively on airborne and adhesive micro-organisms.

With Super Quiet technology our devices are much more quiet than a library (30dB(A)).

The Perfect Humidity Air controls the humidity level in the air to prevent over-dryness.

More comfort with Aerowings. Direct airflow to ceiling to create shower cooling effect by twin flap built in indoor.

The Panasonic renewal system allows good quality existing R410A or R32 pipe work to be re-used whilst installing new high efficiency R32 systems.

This unit is ready to connect to internet and be managed by smartphone, with a powerful and friendly App to manage the comfort wherever you are.

Ready to be integrated and be managed by Panasonic centralized systems with CZ-CAPRA1

Communication port to integrate the unit to home and building management systems most known standards.

5 Years Warranty. We guarantee the outdoor unit compressors in the entire range for five years.

iF DESIGN AWARD 2017: Etherea White awarded with the prestigious iF Design Award 2017.

Panasonic®

To find out how Panasonic cares for you, log on to: www.aircon.panasonic.eu

Panasonic Marketing Europe GmbH
Panasonic Air Conditioning
Hagenauer Strasse 43, 65203 Wiesbaden, Germany

heating & cooling solutions